

OTICON | Xceed Play

Technical data sheet

BTE UP

120



	Xceed Play 1	Xceed Play 2	
Speech Understanding	OpenSound Navigator™	Level 1	Level 2
	- Balancing power effect	100%	50%
	- Max. noise removal	9 dB	5 dB
	OpenSound Optimizer™	•	•
	OpenSound Booster™	•	•
	Speech Guard™ LX	Level 1	Level 3
Sound Quality	Speech Rescue™ LX	•	•
	Clear Dynamics	•	-
	Spatial Noise Management	•	-
	Processing Channels	48	48
Listening Comfort	Bass Boost (streaming)	•	•
	Transient Noise Management	4 configurations	3 configurations
	Feedback shield LX	•	•
Optimising Fitting	Wind Noise Management	•	•
	YouMatic™ LX, NR levels	3 configurations	2 configurations
	Fitting Bands	14	12
	REM AutoFit	Verifit® LINK, IMC2	Verifit® LINK, IMC2
	Paediatric Fitting Mode	•	•
	DSL Fitting Range	•	•
	VC range and step size	•	•
Designed for children	Fitting Formulas	DSL v5.0, NAL-NL1+2, DSE, VAC+	DSL v5.0, NAL-NL1+2, DSE, VAC+
	LED	•	•
	Tamper Resistant Battery Drawer	•	•
	Hypo Allergenic	•	•
	IP Rating	IP 68	IP 68
	Nano Coating	•	•
	Colour Options	12	12
	Integrated 2.4 GHz receiver	•	•
	Remote Mic	•	•
	DAI/FM	•	•
CROS/BiCROS support	•	•	
Bimodal fitting panel	•	•	

Oticon Xceed Play BTE UP is a ultra power hearing aid with a 675 battery. The style has separate push buttons for programs and volume for easy usage and control. It features T-coil, optional LED indications and support for class room systems.

OpenSound Navigator gives paediatric users 360° access to speech by balancing the sound sources and suppressing background noise.

OpenSound Optimizer enhances both listening experience and comfort by blocking feedback and allowing the users to receive prescribed gain.

TwinLink wireless technology combines binaural communication and streaming, and 2.4 GHz connectivity for stereo streaming directly from digital sound sources.

Oticon Xceed Play is built on the Velox S platform using a programmable firmware architecture supporting future performance updates.

General features:

- Digital Programmable
- Automatic or Manual Volume Control
- Maximum Output Control System
- MPO-Maximum Power Output
- GC-Gain Control
- AGC-Automatic Gain Control
- Noise Reduction
- Feedback Management
- Dual Microphone
- FM Compatible
- 4 Programs

Operating conditions

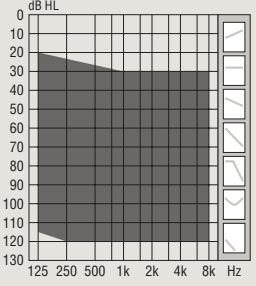

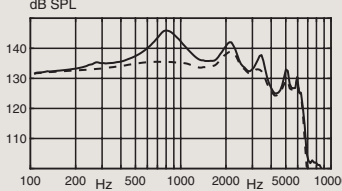
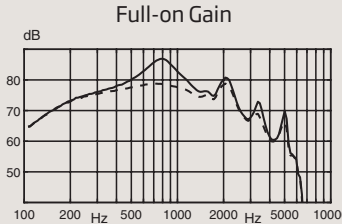
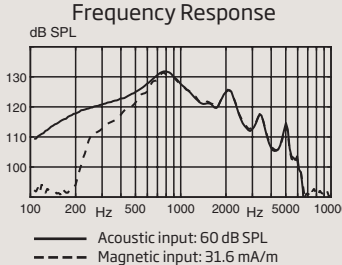
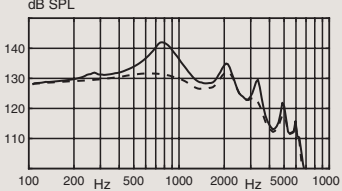
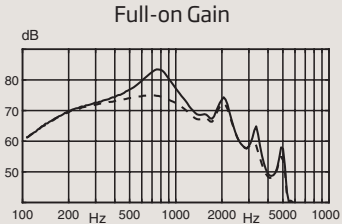
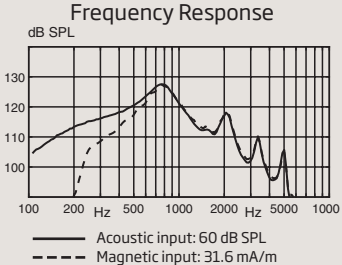
Temperature: +1°C to +40°C
Relative humidity: 5% to 93%, non-condensing

Storage and transportation conditions

Temperature and humidity should not exceed the following limits for extended periods during transportation and storage.
Temperature: -25°C to +60°C
Relative humidity: 5% to 93%, non-condensing



For information on compatibility, please visit www.oticon.global/compatibility

Technical data		Ear Simulator Measured according to IEC 60118-0:1983/AMD1:1994, IEC 60118-0:2015, IEC 60118-1:1995+AMD1:1998 CSV and IEC 60318-4:2010	2CC Coupler Measured according to ANSI S3.22-2014, IEC 60118-0:2015 and IEC 60318-5:2006
 <p>120</p>  <p>■ DSL Fitting Range Hook, undamped</p>		<p>OSPL90</p>  <p>Full-on Gain</p>  <p>Frequency Response</p> 	<p>OSPL90</p>  <p>Full-on Gain</p>  <p>Frequency Response</p> 
	<p>Technical information Omnidirectional mode is used unless otherwise stated.</p> <p>Instrument warning The maximum output capability of the hearing instrument may exceed 132 dB SPL (IEC 6038-4). Special care should be exercised in selecting and fitting the instrument as there may be risk of impairing the remaining hearing of the hearing aid user.</p>		<p>— Standard tube, undamped hook - - - Standard tube, damped hook</p> <p>— Acoustic input: 60 dB SPL - - - Magnetic input: 31.6 mA/m</p>
OSPL90	Peak	146 dB SPL	142 dB SPL
	1600 Hz	136 dB SPL	128 dB SPL
	HFA-OSPL90	138 dB SPL	130 dB SPL
Full-on gain ¹	Peak	87 dB	83 dB
	1600 Hz	76 dB	69 dB
	HFA-FOG	77 dB	69 dB
Reference test gain		61 dB	53 dB
Frequency range		100-6000 Hz	100-5300 Hz
Telecoil output (1600 Hz)	1 mA/m field	111 dB SPL	-
	10 mA/m field	126 dB SPL	-
	SPLITS L/R	-	112 dB SPL
Total harmonic distortion (Input 70 dB SPL)	500 Hz	11 %	9 %
	800 Hz	<2 %	<2 %
	1600 Hz	3 %	3 %
Equivalent input noise level	Omni	19 dB SPL	23 dB SPL
	Dir	35 dB SPL	38 dB SPL
Battery consumption ²	Typical	1.8 mA	4.1 mA
	Quiescent	1.5 mA	1.5 mA
Battery life, artificial measurement, hours ³		370	160
Expected battery life, hours (battery size 675 - IEC PR44) ⁴		80-250	

- Measured with the gain control of the hearing aid set to its full-on position minus 20 dB and with an input SPL of 70 dB. This is to obtain a gain response equal to the full-on gain response from e.g. IEC 60118-0+A1:1994 but without influence of feedback.
- Battery current is measured according to IEC 60118-0:1983/AMD1:1994 §7.11, IEC 60118-0:2015 §7.7 and ANSI S3.22:2014 §6.13 after a settling time of minimum 3 minutes.
- Based on the standardised battery consumption measurement (IEC 60118-0:1983/AMD1:1994). The actual battery life depends on battery quality, use pattern, active feature set, hearing loss and sound environment.
- Real usage battery life is shown as an estimated interval based on mixed use cases with variable amplification settings and variable input levels, incl. direct stereo streaming from a TV (25% of the time) and streaming from a mobile phone (6% of the time).