

Technical data sheet

BTE PP

105



	Oticon Opn S 1	Oticon Opn S 2	Oticon Opn S 3	
Speech Understanding	OpenSound Navigator™	Level 1	Level 2	Level 3
	- Balancing power effect	100%	50%	50%
	- Max. noise removal	9 dB	5 dB	3 dB
	OpenSound Optimizer™	•	•	•
	Speech Guard™ LX	Level 1	Level 2	Level 3
	Spatial Sound™ LX	4 estimators	2 estimators	2 estimators
	Soft Speech Booster LX	•	•	•
Sound Quality	Speech Rescue™ LX	•	•	•
	Clear Dynamics	•	•	-
	Spatial Noise Management	•	•	-
	Fitting Bandwidth*	10 KHz	8 KHz	8 KHz
	Processing Channels	64	48	48
Listening Comfort	Bass Boost (streaming)	•	•	•
	Transient Noise Management	4 configurations	On/Off	On/Off
	Feedback shield LX	•	•	•
Personalisation & Optimising Fitting	Wind Noise Management	•	•	•
	YouMatic™ LX	3 configurations	2 configurations	1 configuration
	Fitting Bands	16	14	12
	Multiple Directionality Options	•	•	•
	Adaptation Management	•	•	•
	Oticon Firmware Updater	•	•	•
Connecting to the World	Fitting Formulas	VAC+, NAL-NL1 + 2, DSL v5.0	VAC+, NAL-NL1 + 2, DSL v5.0	VAC+, NAL-NL1 + 2, DSL v5.0
	Stereo streaming (2.4 GHz)	•	•	•
	Oticon ON App	•	•	•
	ConnectClip	•	•	•
	Remote Control 3.0	•	•	•
	TV Adapter 3.0	•	•	•
	Phone Adapter 2.0	•	•	•
	DAI/FM	•	•	•
	Tinnitus SoundSupport™	•	•	•

* Bandwidth accessible for gain adjustments during fitting

Operating conditions
 Temperature: +1°C to +40°C
 Relative humidity: 5% to 93%, non-condensing

Storage and transportation conditions
 Temperature and humidity should not exceed the following limits for extended periods during transportation and storage.
 Temperature: -25°C to +60°C
 Relative humidity: 5% to 93%, non-condensing

Oticon Opn S™ BTE PP has a compact design and offers both hook and thin tube. Features telecoil, double push button with optional LED status and FM support.

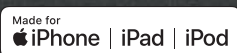
OpenSound Navigator™ helps users to select and understand speech in all types of environments by balancing the sound sources and attenuating noise.

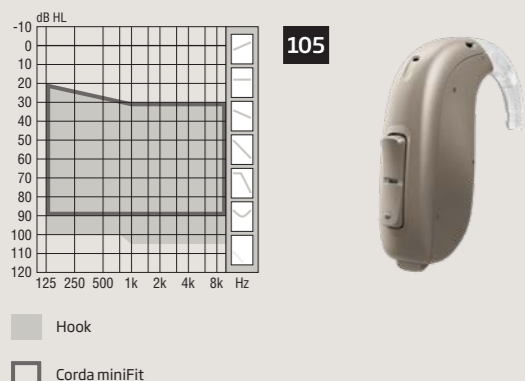
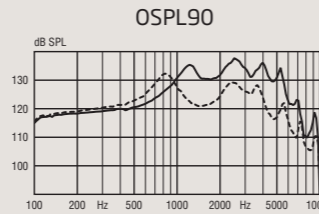
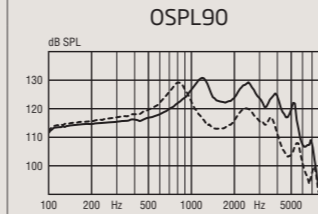
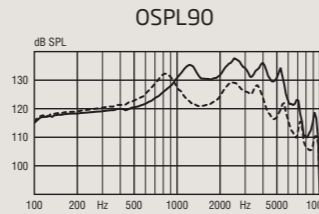
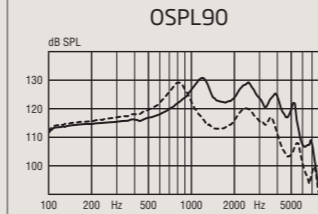
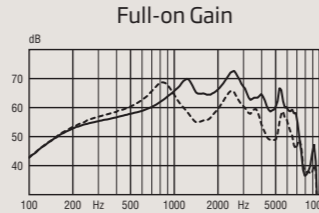
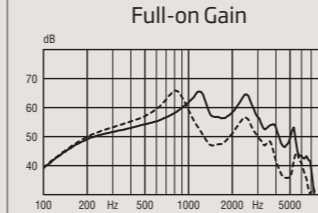
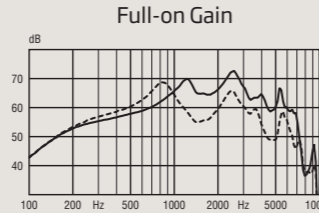
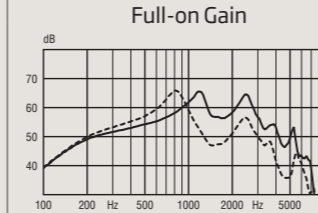
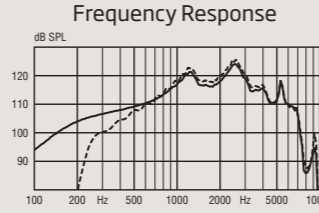
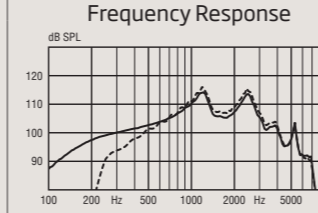
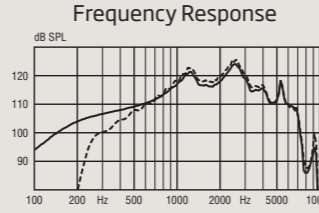
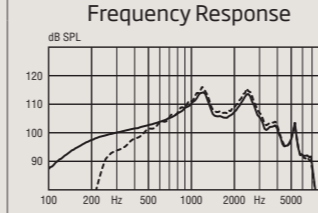
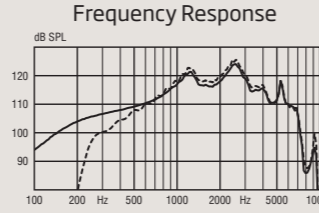
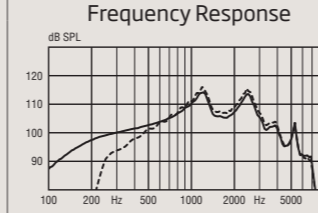
OpenSound Optimizer™ improves users listening experience and comfort by blocking feedback and secure the targeted amplification of sound sources.

TwinLink™ wireless technology combines binaural communication and 2.4 GHz connectivity with stereo streaming directly from digital devices.

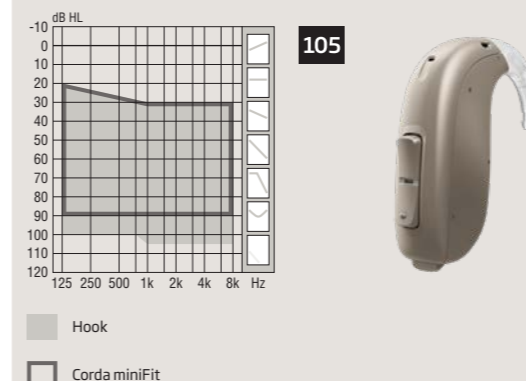
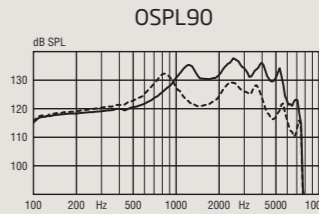
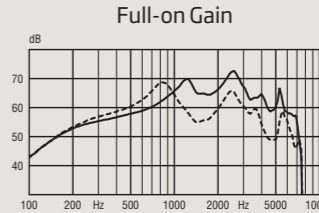
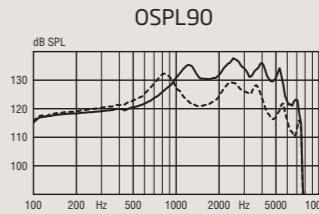
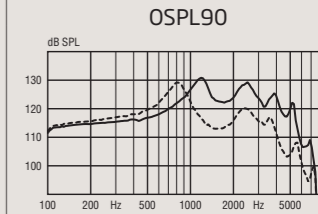
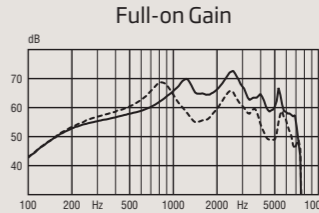
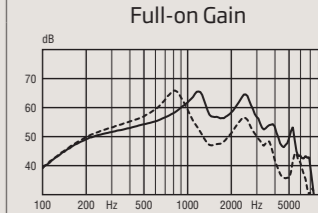
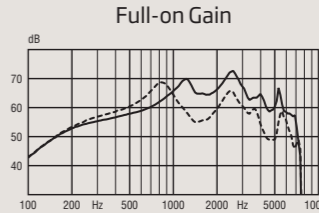
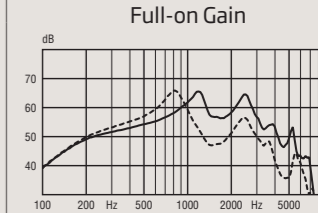
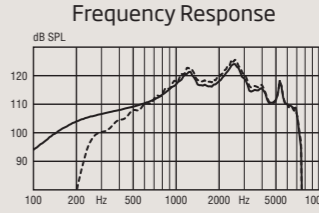
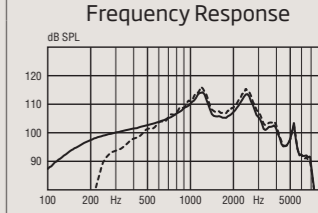
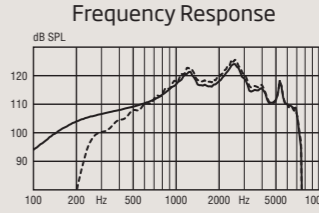
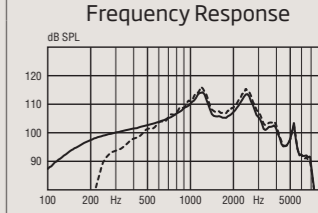
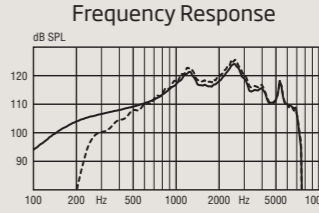
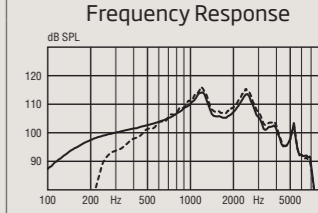
Oticon Opn S is built on the powerful Velox S™ platform which has a programmable firmware architecture, supporting future performance updates.

- General features:**
- Digital Programmable
 - Automatic and Manual Volume Control
 - Maximum Output Control System
 - MPO-Maximum Power Output
 - GC-Gain Control
 - AGC-Automatic Gain Control
 - Noise Reduction
 - Feedback Management
 - Dual Microphone
 - FM Compatible
 - 4 Programs



Technical data		Ear Simulator Measured according to IEC 60118-0:1983/AMD1:1994, IEC 60118-0:2015, IEC 60118-1:1995+AMD1:1998 CSV and IEC 60318-4:2010	ZCC Coupler Measured according to ANSI S3.22-2014, IEC 60118-0:2015 and IEC 60318-5:2006
		 	 
Technical information Omnidirectional mode is used unless otherwise stated. Instrument warning The maximum output capability of the hearing instrument may exceed 132 dB SPL (IEC 711). Special care should be exercised in selecting and fitting the instrument as there may be risk of impairing the remaining hearing of the hearing aid user.		 	 
 		 	 
OSPL90	Peak 1600 Hz HFA-OSPL90	138 (132 ¹) dB SPL 130 (121 ¹) dB SPL 133 (126 ¹) dB SPL	131 (129 ¹) dB SPL 123 (113 ¹) dB SPL 126 (118 ¹) dB SPL
Full-on gain ²	Peak 1600 Hz HFA-FOG	73 (69 ¹) dB 65 (56 ¹) dB 68 (62 ¹) dB	66 (66 ¹) dB 57 (47 ¹) dB 61 (54 ¹) dB
Reference test gain		57 dB	50 dB
Frequency range		150-7300 Hz	120-7000 Hz
Telecoil output (1600 Hz)	1 mA/m field 10 mA/m field SPLITS L/R	97 dB SPL 117 dB SPL -	- - 109/109 dB SPL
Total harmonic distortion (Input 70 dB SPL)	500 Hz 800 Hz 1600 Hz	7 % 5 % <2 %	3 % <2 % <2 %
Equivalent input noise level	Omni Dir	17 dB SPL 29 dB SPL	14 dB SPL 27 dB SPL
Battery consumption ³	Typical Quiescent	1.8 mA 1.6 mA	1.9 mA 1.6 m
Battery life, artificial measurement, hours ⁴		175	160
Expected battery life, hours (battery size 13 - IEC PR48) ⁵ IRIL (IEC 60118-13:2011)		80-105 700/1400/2000 MHz: 18/20/40 dB SPL	

1) For instruments fitted with Corda miniFit Power.
 2) Measured with the gain control of the hearing aid set to its full-on position minus 20 dB and with an input SPL of 70 dB. This is to obtain a gain response equal to the full-on gain response from e.g. IEC 60118-0+A1:1994 but without influence of feedback.
 3) Battery current is measured according to IEC 60118-0:1983/AMD1:1994 §7.11, IEC 60118-0:2015 §7.7 and ANSI S3.22:2014 §6.13 after a settling time of minimum 3 minutes.
 4) Based on the standardised battery consumption measurement (IEC 60118-0:1983/AMD1:1994). The actual battery life depends on battery quality, use pattern, active feature set, hearing loss and sound environment.
 5) Real usage battery life is shown as an estimated interval based on mixed use cases with variable amplification settings and variable input levels, incl. direct stereo streaming from a TV (25% of the time) and streaming from a mobile phone (6% of the time).

Technical data		Ear Simulator Measured according to IEC 60118-0:1983/AMD1:1994, IEC 60118-0:2015, IEC 60118-1:1995+AMD1:1998 CSV and IEC 60318-4:2010	ZCC Coupler Measured according to ANSI S3.22-2014, IEC 60118-0:2015 and IEC 60318-5:2006
		 	 
Technical information Omnidirectional mode is used unless otherwise stated. Instrument warning The maximum output capability of the hearing instrument may exceed 132 dB SPL (IEC 711). Special care should be exercised in selecting and fitting the instrument as there may be risk of impairing the remaining hearing of the hearing aid user.		 	 
 		 	 
OSPL90	Peak 1600 Hz HFA-OSPL90	138 (132 ¹) dB SPL 130 (121 ¹) dB SPL 133 (126 ¹) dB SPL	131 (129 ¹) dB SPL 123 (113 ¹) dB SPL 126 (118 ¹) dB SPL
Full-on gain ²	Peak 1600 Hz HFA-FOG	73 (69 ¹) dB 65 (56 ¹) dB 68 (62 ¹) dB	66 (66 ¹) dB 57 (47 ¹) dB 61 (54 ¹) dB
Reference test gain		57 dB	50 dB
Frequency range		150-7300 Hz	120-7000 Hz
Telecoil output (1600 Hz)	1 mA/m field 10 mA/m field SPLITS L/R	97 dB SPL 117 dB SPL -	- - 109/109 dB SPL
Total harmonic distortion (Input 70 dB SPL)	500 Hz 800 Hz 1600 Hz	7 % 5 % <2 %	3 % <2 % <2 %
Equivalent input noise level	Omni Dir	17 dB SPL 29 dB SPL	14 dB SPL 27 dB SPL
Battery consumption ³	Typical Quiescent	1.8 mA 1.6 mA	1.9 mA 1.6 m
Battery life, artificial measurement, hours ⁴		175	160
Expected battery life, hours (battery size 13 - IEC PR48) ⁵ IRIL (IEC 60118-13:2011)		80-105 700/1400/2000 MHz: 18/20/40 dB SPL	

1) For instruments fitted with Corda miniFit Power.
 2) Measured with the gain control of the hearing aid set to its full-on position minus 20 dB and with an input SPL of 70 dB. This is to obtain a gain response equal to the full-on gain response from e.g. IEC 60118-0+A1:1994 but without influence of feedback.
 3) Battery current is measured according to IEC 60118-0:1983/AMD1:1994 §7.11, IEC 60118-0:2015 §7.7 and ANSI S3.22:2014 §6.13 after a settling time of minimum 3 minutes.
 4) Based on the standardised battery consumption measurement (IEC 60118-0:1983/AMD1:1994). The actual battery life depends on battery quality, use pattern, active feature set, hearing loss and sound environment.
 5) Real usage battery life is shown as an estimated interval based on mixed use cases with variable amplification settings and variable input levels, incl. direct stereo streaming from a TV (25% of the time) and streaming from a mobile phone (6% of the time).



Oticon A/S
Kongebakken 9
2765 Smørum
Denmark
+45 3917 7100

205706TR-UK / 2019.01.18



www.oticon.global

oticon
PEOPLE FIRST